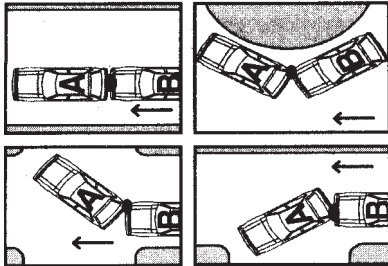





# Dikjarazzjoni dwar Incident tat-Traffiku: Front-to-Rear

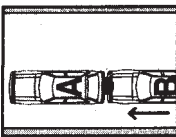
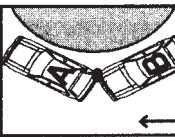


Din id-dikjarazzjoni ma titqiesx ammissjoni ta' responsabilita', izda tikkonstitwixxi taghrif dwar il-persuni involuti u l-fatti sabiehx il-claim ikun jista' jiġi mgharbel malajr  
TRID TIĠI IFFIRMATA MIŻ-ŻEWĠ SEWWIEQA



1. Data u hin ta' l-incident		2. Post ta' l-incident		3. Korra xi hadd (anke hafif) IVA <input type="checkbox"/> LE <input type="checkbox"/>	
4. Hsarat materjali: apparti l-hsara fil-vettura A jew B, hemm xi hsara oħra? IVA <input type="checkbox"/> LE <input type="checkbox"/>		5. Xhieda: ismijiet, indirizzi, numri tat-telefon/mobile u ID (Uri jekk ix-xhud kienu passaggjier, fil-każ f'liema vettura)			
<b>6. Vettura VETTURA A</b> Reg _____ Ghamla /tip _____ <b>7. Sid il-vettura</b> (ara ċ-ċertifikat ta' l-insurance jew logbook) Isem u Kunjom _____ ID Nru. _____ Indirizz _____ Telefon/Mobile _____ E-mail _____ <b>8. Sewwieq</b> (ara l-liċenzja tas-sewqan) Isem u Kunjom _____ ID Nru. _____ Indirizz _____ Telefon/Mobile _____ E-mail _____ Nru tal-Liċenzja tas-sewqan _____ Grupp _____ Valida sa _____ <b>9. Kumpanija ta' l-Assigurazzjoni</b> (ara ċ-ċertifikat) Isem _____ Numru tal-Polza _____ Valida sa _____		<b>13. Ċirkostanzi</b> Aghmel sinjal (✓) f'kull kaxxa relevanti biex tispjega l-pjanta ta' l-incident (14) <input type="checkbox"/> 1. ħbatt mal-parti ta' wara tal-vettura l-oħra <input type="checkbox"/> 2. waqt li kont miexi fl-istess direzzjoni <input type="checkbox"/> 3. waqt li kont miexi fl-istess lane <input type="checkbox"/> 4. waqt li kont miexi f'lane oħra <input type="checkbox"/> 5. waqt li kont qed naqleb minn lane għall-oħra <input type="checkbox"/> 6. waqt li kont qed naqla' vettura oħra <input type="checkbox"/> 7. ħbatt mal-quddiem tal-vettura l-oħra waqt li kont qed nirriversja <input type="checkbox"/> numru totali ta' kaxxa li mmarkajt _____ Jekk xi pjanta minn dawn ta' hawn taħt tiddiskrivi l-incident immarkaha (✓) u žid l-ismijiet tat-toroq u s-sinjali tat-traffiku 		<b>6. Vettura VETTURA B</b> Reg _____ Ghamla /tip _____ <b>7. Sid il-vettura</b> (ara ċ-ċertifikat ta' l-insurance jew logbook) Isem u Kunjom _____ ID Nru. _____ Indirizz _____ Telefon/Mobile _____ E-mail _____ <b>8. Sewwieq</b> (ara l-liċenzja tas-sewqan) Isem u Kunjom _____ ID Nru. _____ Indirizz _____ Telefon/Mobile _____ E-mail _____ Nru tal-Liċenzja tas-sewqan _____ Grupp _____ Valida sa _____ <b>9. Kumpanija ta' l-Assigurazzjoni</b> (ara ċ-ċertifikat) Isem _____ Numru tal-Polza _____ Valida sa _____	
<b>10. Uri bi vlegġa fejn seħħ l-ewwel impatt</b> 		<b>14. Pjanta ta' l-incident</b> Uri 1. it-tqassim tat-toroq 2. bi vlegġa d-direzzjoni tal-vetturi A, B 3. il-posizzjoni tagħhom meta saret il-habta 4. is-sinjali tat-traffiku 5. l-ismijiet tat-toroq 		<b>10. Uri bi vlegġa fejn seħħ l-ewwel impatt</b> 	
<b>11. Hsarat li jidhru:</b> _____ _____ _____				<b>11. Hsarat li jidhru:</b> _____ _____ _____	
<b>12. Trid iżżid xi haġa oħra?</b> _____ _____ _____		F'ismi u f'isem ix-xhieda msemmija hawnhekk, naqbel li din l-informazzjoni tkun tista' tiġi pprocessata mill-Kumpaniji ta' l-Assigurazzjoni u mill-Malta Insurance Association għall-iskopijiet kollha msemmija f'din il-formola, u nikkonferma li avżajt b'dan lix-xhieda. <b>15. Firma tas-sewwieqa:</b> Tal-Vettura A _____ Tal-Vettura B _____		<b>12. Trid iżżid xi haġa oħra?</b> _____ _____ _____	

# Statement of Facts on a Front-to-Rear Collision

This statement is not an admission of liability but a summary of identities and of the facts which will speed up processing of claims.  
**MUST BE SIGNED BY BOTH DRIVERS**

<b>1. Date and Time of Accident</b>	<b>2. Exact Location of Accident</b>	<b>3. Injuries</b> - even if slight YES <input type="checkbox"/> NO <input type="checkbox"/>
<b>4. Property Damage:</b> other than to vehicles A and B YES <input type="checkbox"/> NO <input type="checkbox"/>	<b>5. Witnesses:</b> names, addresses, telephone/mobile numbers and ID (indicate if passenger, and, if so, in which vehicle)	

VEHICLE A	13. Circumstances	VEHICLE B
<b>6. Vehicle</b> Reg Plate _____  Make /Type _____	Tick (✓) each of the relevant boxes to explain the plan of the accident (14)  <input type="checkbox"/> 1. striking the rear of the other vehicle <span style="float: right;"><input type="checkbox"/> 1.</span>  <input type="checkbox"/> 2. whilst going in the same direction <span style="float: right;"><input type="checkbox"/> 2.</span>  <input type="checkbox"/> 3. whilst travelling in the same lane <span style="float: right;"><input type="checkbox"/> 3.</span>  <input type="checkbox"/> 4. whilst travelling in a different lane altogether <span style="float: right;"><input type="checkbox"/> 4.</span>  <input type="checkbox"/> 5. whilst changing lanes <span style="float: right;"><input type="checkbox"/> 5.</span>  <input type="checkbox"/> 6. whilst overtaking <span style="float: right;"><input type="checkbox"/> 6.</span>  <input type="checkbox"/> 7. striking the front of the other vehicle whilst reversing <span style="float: right;"><input type="checkbox"/> 7.</span>  <input type="checkbox"/> state total number of ticked boxes <span style="float: right;"><input type="checkbox"/></span>	<b>6. Vehicle</b> Reg Plate _____  Make /Type _____
<b>7. Owner</b> (see insurance certificate or logbook) Name & Surname _____ ID No. _____ Address _____ Telephone/Mobile _____ E-mail _____	If any of the plans shown below describe this collision, you can adopt by ticking it (✓) and adding any relevant road signs and the names of the streets.  <div style="display: flex; justify-content: space-around;">   </div> <div style="display: flex; justify-content: space-around;">   </div>	<b>7. Owner</b> (see insurance certificate or logbook) Name & Surname _____ ID No. _____ Address _____ Telephone/Mobile _____ E-mail _____
<b>8. Driver</b> (see driving licence) Name & Surname _____ ID No. _____ Address _____ Telephone/Mobile _____ E-mail _____ Driving Licence Number _____ Group _____ Valid up to _____	<b>8. Driver</b> (see driving licence) Name & Surname _____ ID No. _____ Address _____ Telephone/Mobile _____ E-mail _____ Driving licence number _____ Group _____ Valid up to _____	<b>8. Driver</b> (see driving licence) Name & Surname _____ ID No. _____ Address _____ Telephone/Mobile _____ E-mail _____ Driving licence number _____ Group _____ Valid up to _____
<b>9. Insurance Company</b> (see insurance certificate) Name _____ Policy Number _____ Valid up to _____	<b>9. Insurance Company</b> (see insurance certificate) Name _____ Policy Number _____ Valid up to _____	<b>9. Insurance Company</b> (see insurance certificate) Name _____ Policy Number _____ Valid up to _____

<b>10. Show with an arrow the point of initial impact</b> 	<b>14. Plan of accident</b> Indicate 1. the layout of the road 2. by arrows the direction of vehicles A, B 3. their position at time of impact 4. the road signs 5. the names of streets.  <div style="border: 1px dashed gray; height: 150px; width: 100%;"></div>	<b>10. Show with an arrow the point of initial impact</b> 
<b>11. Visible Damage:</b> _____ _____ _____	<b>11. Visible Damage:</b> _____ _____ _____	<b>11. Visible Damage:</b> _____ _____ _____
<b>12. Remarks</b> _____ _____ _____ _____ _____	On behalf of myself and any witnesses specified in this form, I consent to the processing of our personal data by the Insurance Companies and the Malta Insurance Association for the purposes stated on this form and I confirm that I have brought the Data Protection Notice to the attention of these witnesses.  <b>15. Signatures of drivers:</b> Of Vehicle A _____ Of Vehicle B _____	<b>12. Remarks</b> _____ _____ _____ _____ _____

**Do not alter anything in this statement after it is signed and a copy is handed to the other driver**

## **HOW TO COMPLETE THIS FORM IN FRONT-TO REAR COLLISIONS**

Drivers involved in a front-to-rear collision should fill in and exchange a copy of this form. The Local Wardens should otherwise be called on site (**tel: 21320202**), except in case of injuries or damage to Government property where the Police should be called (**tel: 112**). You will be breaking the Law if you do not follow these instructions.

### **At the scene of the accident**

1. It is advisable to take photos of damages as well as of the accident and its surroundings. Afterwards remove the vehicles so as not to obstruct traffic.
2. Each driver must have a copy of this form in the vehicle. Only 1 **Statement of Facts** is to be used when 2 vehicles are involved; 2 forms are to be used when 3 vehicles are involved ... and so on.
3. The **Statement of Facts** is self-carbonised. Use a pen to complete the form and write firmly. The driver in front is to complete the section marked "Vehicle A" and the other driver is to complete the section marked "Vehicle B". Both drivers will need to refer to their Insurance Certificates and Driving Licenses.
4. If you are unable to read and/or write go to the nearest Police Station to complete the form.
5. Get the particulars of any witnesses before they leave (section 5). Their evidence will be helpful in case of dispute with the other driver.
6. When the statement is completed both parties should sign the form (section 15). Each driver is to retain a copy of the statement.
7. **Don't forget to:**
  - (a) Mark clearly under section 10 the point of initial impact on your vehicle.
  - (b) Tick (x) the appropriate squares (numbers 1 to 7) in section 13 and state the total number of squares marked.

### **After the Accident**

Immediately inform your Insurance Company about the accident and hand in this form to them which includes (i) the **Statement of Facts**, (ii) **Motor Accident Report** and (iii) the photos. In case of need your Insurance Company will help you fill in the **Report**.

### **Data Protection Statement**

The Malta Insurance Association and the insurers covering vehicles A and B ("**we**" / "**our**") are the data controllers in relation to personal data provided in this traffic accident.

By signing this traffic accident report, you acknowledge that you as driver or owner of vehicle A or B and all other witnesses named by you, agree to this Data Protection Statement, and are giving explicit consent to such information being processed in the manner and for the purposes outlined here.

This information will be held in our data systems or that of our intermediaries and will be used for the management of your insurance policy, and for underwriting, claim handling and fraud prevention purposes. We may also collect information from other sources and check the information you provide us with such information.

We may pass this information to other insurers either directly or through persons acting on their behalf (such as the Malta Insurance Fraud Platform, Insurance Intermediaries, Motor surveyors or Private investigators). We may also pass this information to other persons involved in the same accident to facilitate any claim for damages. Under the Data Protection Act you are entitled to know what personal data is held about you in our data systems and, where applicable, request the rectification or erasure of same. If you wish to receive this information, please download the Personal Data Request Form from [www.maltainsurance.org], complete it with the required information and post it to the Malta Insurance Association.

We may occasionally update this Data Protection Statement on the same website. Therefore we would recommend you periodically review this statement to stay informed about how we are meeting our obligations under the Data Protection Act.

## **KIF TIMLA L-FORMOLA F'KAŻ TA' INCIDENT FRONT-TO-REAR**

Sewwieqa li jkunu involuti f'incident Front-to-Rear għandhom jimlew din il-formola u jzommu kopja kull wiegħed. Il-Gwardjani Lokali (**tel: 21320202**) għandhom jiġu msejfa fil-każijiet l-oħra kollha, filieft f'każ ta' korriment jew insara lill-proprjetà tal-Gvern fejn għandhom jissejfinu l-Pulizija (**tel: 112**). Tkun qed tikser il-liġi jekk ma tobdx dawn l-Istruzzjonijiet.

### **Fuq il-post ta' l-incident**

1. Ikun aħjar li tiegħu ritratti ta' l-incident u tal-madwar biex ikollok prova tal-fatti. Wara għandek tpoġġi l-veutura mal-ġenb tat-triq b'mod li ma tellifx it-traffiku.
2. Kull sewwieq għandu jkollu kopja ta' din il-formola fil-veutura tiegħu. Però, għandha tintuza formola 1 f'każ ta' 2 vetturi involuti; 2 formoli għandhom jintużaw f'każ ta' 3 vetturi involuti, eċċ....)
3. Id-Dikjarazzjoni hija diġa self-carbonised. Għalhekk uża penna u aghfas sew, biex il-kopja tkun tinqara. Is-sewwieq ta' quddiem irid jimla l-parti mmarkata "Vettura A", filwaqt li s-sewwieq l-ieħor irid jimla l-parti l-oħra mmarkata "Vettura B". Biex tagħmlu dan, ikollok bżonn tirreferu għaċ-certifikati ta' l-assigurazzjoni u l-liċenzji tas-sewqan.
4. F'każ li ma ta'x tikeb u/jew taqra mur fl-egreb Għassa tal-Pulizija biex timla l-formola.
5. Jekk kien herm xi xhieda ta' l-incident, hudilhom isimhom, in-numru tal-mobile u l-inclirizz tagħhom qabel ma jtiliqu (taqsima 5). Dan it-tagħrif jista' jkun utli fa'na f'każ ta' diffikultà mas-sewwieq l-ieħor.
6. Meta tkun imlejt il-formola kollha, iffirmaha u ara li tiġi firmata mis-sewwieq l-ieħor (taqsima 15). Kull sewwieq għandu jzomm kopja tad-**Dikjarazzjoni**.
7. **Tinsejx:**
  - (a) turi bi precizjoni fejn sefth l-ewwel impatt fuq il-veutura permezz ta' vliġġa fit-taqsima 10.
  - (b) tagħmel sinjal (x) f'kull kaxxa li tiddiskrivi kif sefth l-incident (numru 1 sa 7) fit-taqsima 13 u fil-aħħar turi n-numru totali ta' kaxxi li mmarkajt.

### **Wara l-incident**

Minnufih għarraf lill-Kumpanija ta' l-Assigurazzjoni b'dan l-incident u aghithom il-formola li tinkludi (i) id-**Dikjarazzjoni** ta' l-incident, (ii) ir-**Rapport** personali tiegħek (fuq il-parti ta' wara), u (iii) ir-**ritratti**. F'każ ta' bżonn, tista' tirrikorri għand l-Assigurazzjoni tiegħek biex iġġinuk timla l-parti ta' wara tar-**Rapport**.

### **Dikjarazzjoni dwar Protezzjoni tad-Data**

Il-Malta Insurance Association u l-Kumpaniji tal-assigurazzjoni li jkopru il-vetturi A u B ("**ahna**" / "**tagħna**") huma l-kontrolluri ta' data personali mogħtija f'dan l-incident.

Meta tiffirma dan ir-rapport dwar incident stradali, inti tagħraf li int, bħala sewwieq jew sid tal-veutura A jew B u kull xhud imsemmi minnek, taċċettaw din id-Dikjarazzjoni dwar Protezzjoni tad-Data, u taġġitu l-kunsens esplicitu tagħkom sabiex din id-data tiġi pproċessata bil-mod u għall-iskop imsemmija hawnhekk.

Din l-informazzjoni ser tinzamm fis-sistemi ta' data tagħna jew tal-intermedjarji tagħna, u tintuza sabiex namministraw il-pożza tiegħek, nassiguraw, nimmaniġjaw tabiet għall-kumpens u sabiex irazznu l-frodi. Nistgħu wkoll nigrbu informazzjoni minn sorsi oħra u niċċekjaw data li tagħtina ma' din l-informazzjoni.

Nistgħu nqiegħdu din l-informazzjoni illi assiguratari oħra, kemm direttament kif ukoll permezz ta' persuni li jirrapprezentawhom (bħall-Malta Insurance Fraud Platform, Intermedjarji fl-Assigurazzjoni, Servejers tal-vetturi jew Investigaturi Privati). Nistgħu wkoll nqiegħdu din l-informazzjoni illi persuni oħra nvoluti fl-istess incident biex niffacilitaw kumpens ta' danni.

Taht l-Att dwar il-Protezzjoni u l-Privattezza tad-Data inti għandek dritt tkun ta' x-data personali tinzamm fuqek fis-sistemi tagħna u, fejn huwa l-każ, titlob ir-retifika jew il-kancellament tal-istess data. Jekk tixtieq tircievi din l-informazzjoni, inti gentiment mitlub tnizzel il-Formola biex titlob Data Personali [www.maltainsurance.org], timliha bid-dettalji meħtieġa u timpostaha lill-Malta Insurance Association.

Minn żmien għal żmien nistgħu naggomaw din id-Dikjarazzjoni dwar Protezzjoni tad-Data fuq l-istess sit elettroniku. Għalhekk nirakkomandaw li kultant tagħti daqqa t'għajn lejn din id-dikjarazzjoni biex tinzamm aġġornat dwar kif qegħdin inwetqu d-dmirijiet tagħna taht l-Att dwar il-Protezzjoni u l-Privattezza tad-Data.

**M'hemmx għalfejn jissejhu l-Gwardjani Lokali (tel: 21320202), sakemm ma jkunx hemm korriment, fejn għandek issejjaħ lill-Pulizija (tel: 112).**

***There's no need to call the Local Wardens (tel: 21320202) unless in case of injury, where the Police (tel: 112) should be called.***

- Importanti li tiegħu ritratti ta' l-incident u tal-madwar.
- Take photos of accident and its surroundings.*
  
- Wara neħhi l-vetturi minn nofs tat-triq biex ma jinżammx traffiku.
- Afterwards remove vehicles so as not to obstruct traffic.*
  
- F'każ li ma tafx taqra u/jew tikteb mur fl-eqreb Għassa tal-Pulizija biex timla l-formola skond l-istruzzjonijiet fuq ġewwa.
- If you are unable to read and/or write go to the nearest Police Station to complete the form according to the instructions inside.*
  
- Imla l-formola kollha u iffirmaha.
- Complete the Front-to-Rear form and sign it.*